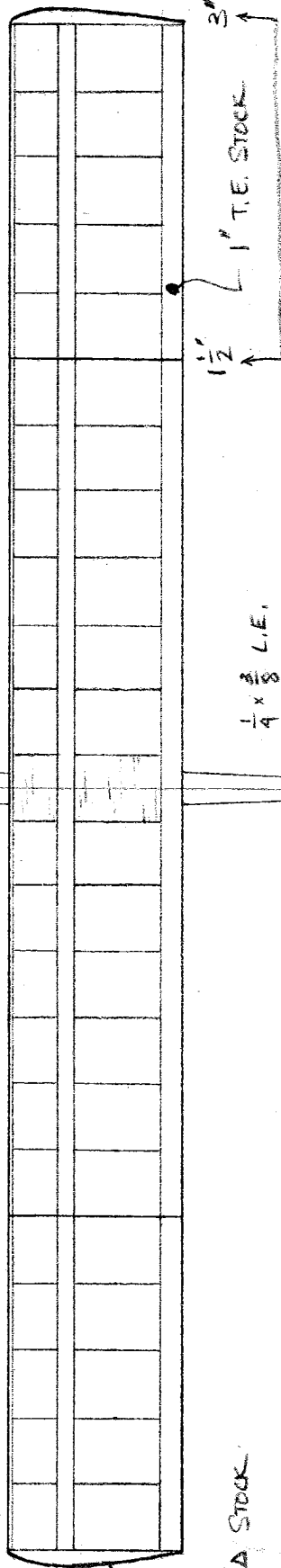


# BEACH BUM I

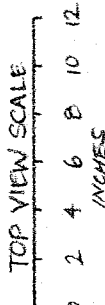
DESIGNED FOR BREEZY SLOPES  
OVERLOOKING THE SHORELINE  
OF BEAUTIFUL LONG BEACH

SPAN : 72"  
LENGTH : 36 1/2"  
CHANNELS: RUDDER  
ELEVATOR




BOX SPAR CONSTRUCTED OF 1/8 x 3/4  
MAIN SPARS W/ 1/16 WEBS FORE & AFT

1/16 RIBS & CENTER SHEETING

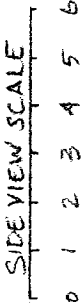
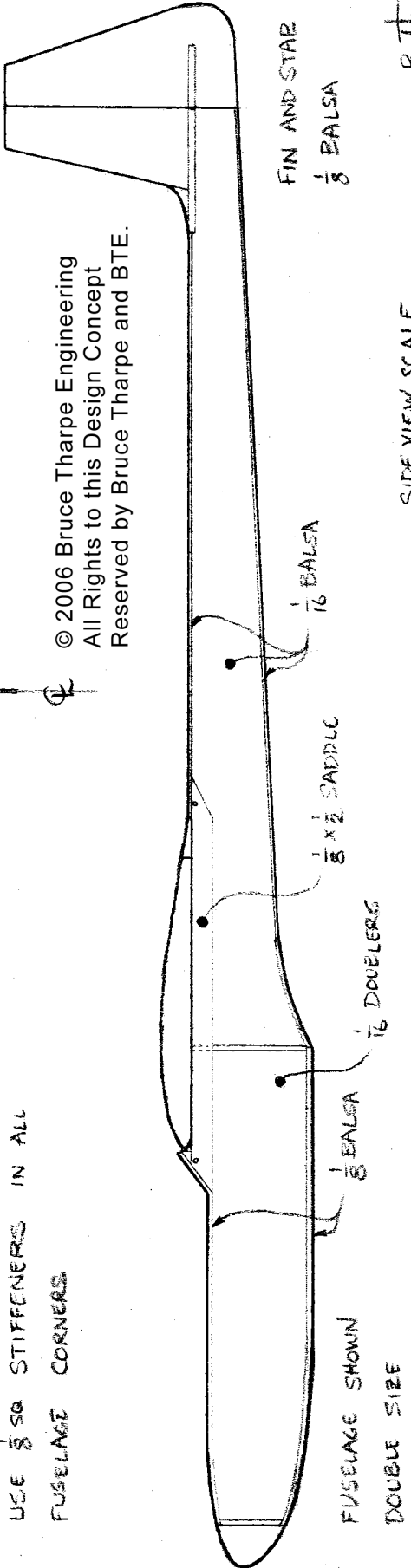



USE 1/8 SQ STIFFENERS IN ALL  
FUSELAGE CORNERS



USE ON ALL END RIBS  
MAKE 28 RIBS

DIHEDRAL VALUES



© 2006 Bruce Tharpe Engineering  
All Rights to this Design Concept  
Reserved by Bruce Tharpe and BTE.

B. Tharpe  
SUMMER, '82